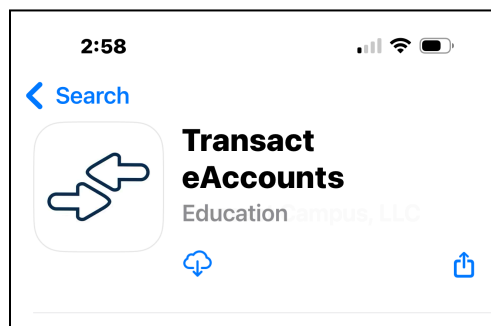


How to Add Funds to Your Campus Card on Your iPhone Device Using the Transact eAccounts Mobile App

Before you can start using the **Transact eAccounts** mobile app to add funds to your Campus Card, you must add a saved payment method to your account within your “[My.SBCC Portal](#).” Instructions for how to add a payment method can be found [HERE on the How to Add a Payment Method Instruction Page](#). Once you have saved a payment method, follow the steps below to add money to your account.

1. **Search** for the “**Transact eAccounts**” **mobile app** in the Apple Store and **install** the Transact eAccounts app.



2. **Open** the **Transact eAccounts app** and swipe through any screens, and click on “**Get Started**.” You will then see the screen that asks you to add your institution. Add your institution by typing **Santa Barbara City College** in the search bar, and then **select “Santa Barbara City College”**.

Start by adding your institution

Q Santa

s

Santa Barbara City College

Santa Clara University

3. If the **SBCC Portal window** appears, **Select** the **PG SSO** Service Portal.

SBCC Portals

SBCC EACCOUNTS SERVICE PORTAL

PG SSO

4. Click on **“Continue to Sign In”** and **sign in** with your Pipeline email address and password. If you set up two factor authentication, you may need to confirm your identity with your two-factor authentication.

SBCC LOGIN

SBCC
SANTA BARBARA
CITY COLLEGE

Username

Enter your username

Password

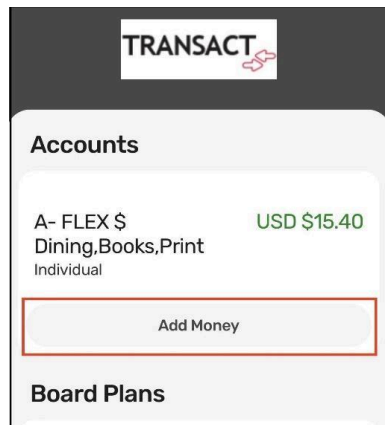
Enter your password

☐ Show password

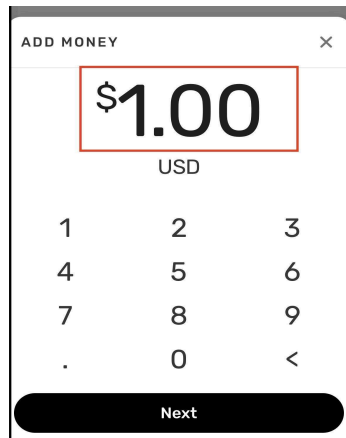
Login

[Forgot Password](#)

5. Continue through any other screens. When you see the **“Accounts”** screen, select **“Add Money”**.



6. **Enter the amount that you would like to add.** It can be as little as \$1.00, then click on **“Next.”**



7. If your payment method is correct, select “Submit Deposit”

REVIEW AND SUBMIT

\$1

A- FLEX \$ DINING,BOOKS,PRINT
\$15.40

PAYMENT METHOD

Change

Fee: USD \$0.00

Total: USD \$1.00

Submit Deposit

8. You're done! You have now added funds to your Campus Card and should **see your new balance**. You will also receive a **confirmation notification in your email** from SBCC eAccounts Service Portal.

TRANSACTION

Accounts

A- FLEX \$ USD \$16.40
Dining,Books,Print
Individual

Add Money